



Plotech Co., Ltd.

Institutional
Investors
Conference
2022


1

2022 Business Operation Results
of the Third Quarter

Summary of Recent Important
Events

2

CONTENTS
目錄




01

2022

Business Operation Results of the Third Quarter

01 / Statement of Comprehensive Income

項目	1Q21	2Q21	3Q21	2021 Q1-Q3	1Q22	2Q22	3Q22	2022 Q1-Q3	QoQ	YoY
Net Revenue	910	972	938	2,820	905	922	754	2,581	(18.2)%	(8.5)%
Gross Margin	22.3	21.9	21.6	21.9	14.9	19.8	15.8	17.0	(4.1)ppts	(5)ppts
Operating Expenses	102	99	104	305	121	127	140	388	(10.2)%	27.2%
Operating Margin	11.2	11.7	10.6	11.2	1.5	6.1	(2.8)	2.0	(8.9)ppts	(9.2)ppts
Non-Operating Items	4	14	11	29	(11)	(29)	0	(40)	100.0%	(237.9)%
Net Income After Tax	86	86	86	258	(3)	12	(22)	(13)	(283.3)%	(105.0)%
Net Profit Margin	9.5	8.8	9.2	9.2	(0.3)	1.3	(2.9)	(0.5)	(4.2)ppts	(9.7)ppts
EPS (NT Dollar)	0.62	0.63	0.63	1.88	(0.02)	0.09	(0.17)	(0.10)	(288.9)%	(105.3)%

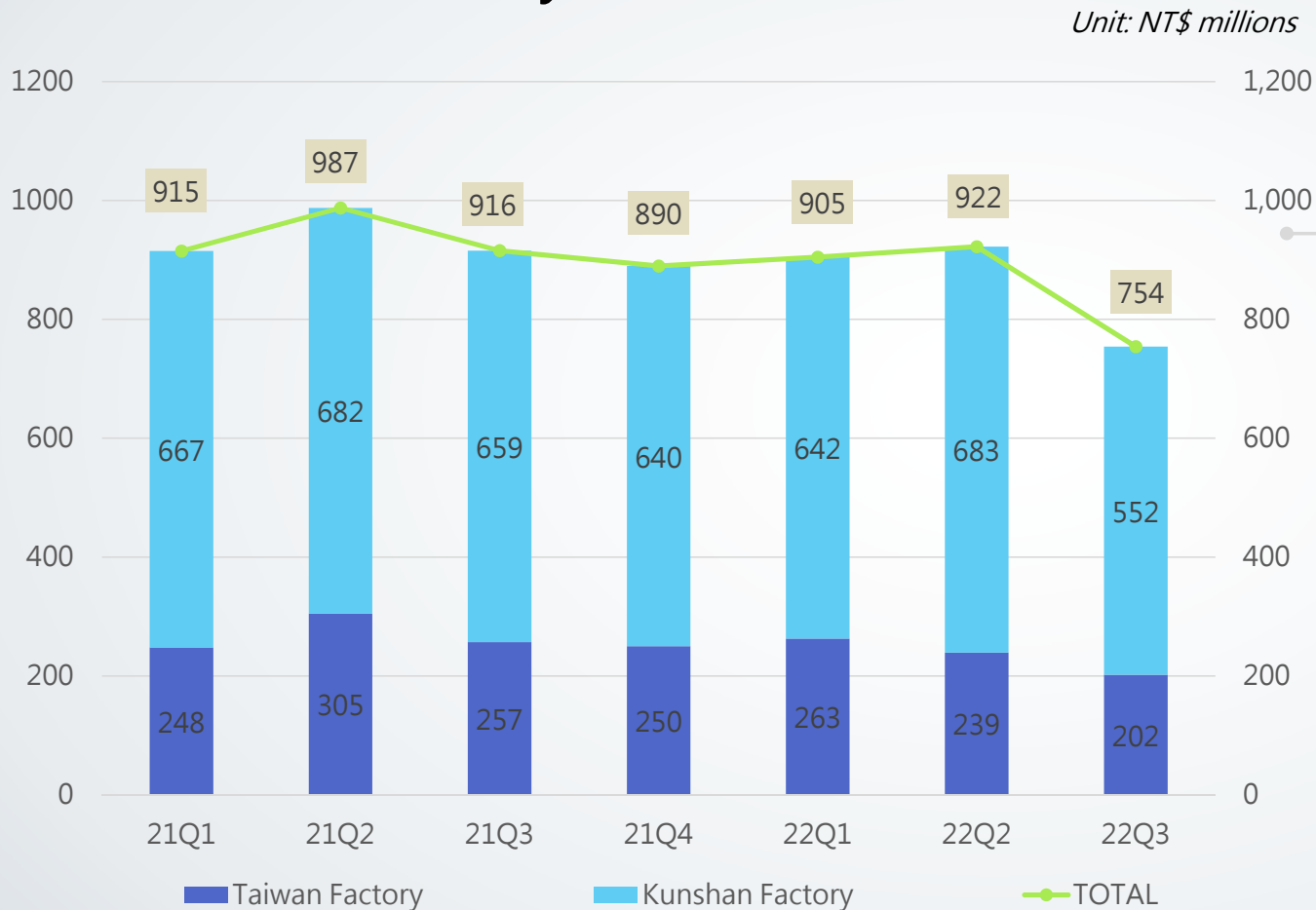


Unit: NT\$ millions

QoQ : Q3 vs Q2

Y o Y : (2022Q1~Q3) vs (2021Q1~Q3)

01 / Revenue Analysis



Revenue from Q1 to Q3 in 2022 reduced by 8.5% comparing with same period in 2021 for Kunshan and Taiwan factories.



Kunshan Factory

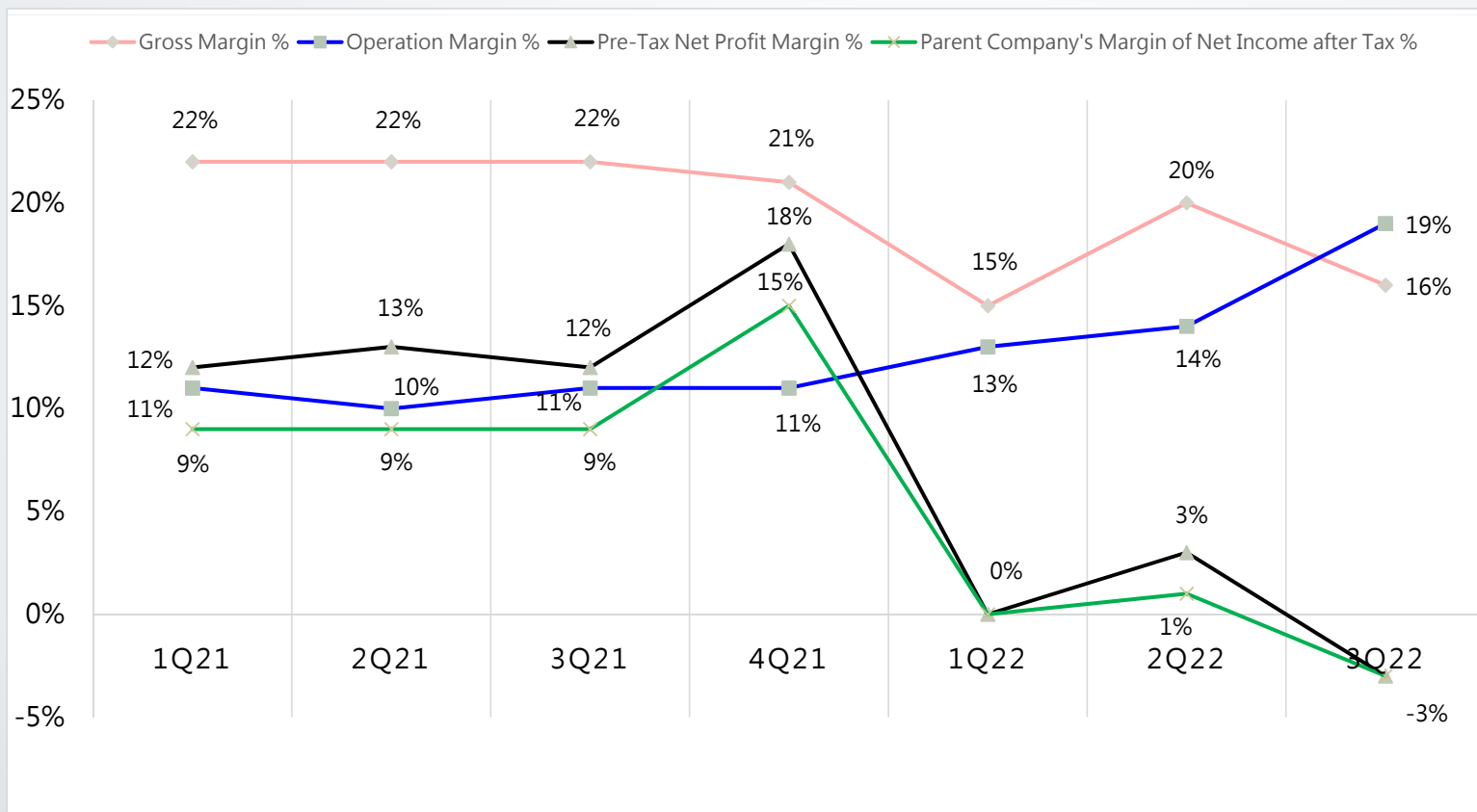
Affected by lockdown of the pandemic, revenue from Q1 to Q3 in 2022 reduced by 6.5% comparing with same period in 2021.




Taiwan Factory

Revenue reduced by 13% from Q1 to Q3 in 2022 comparing with same period in 2021.

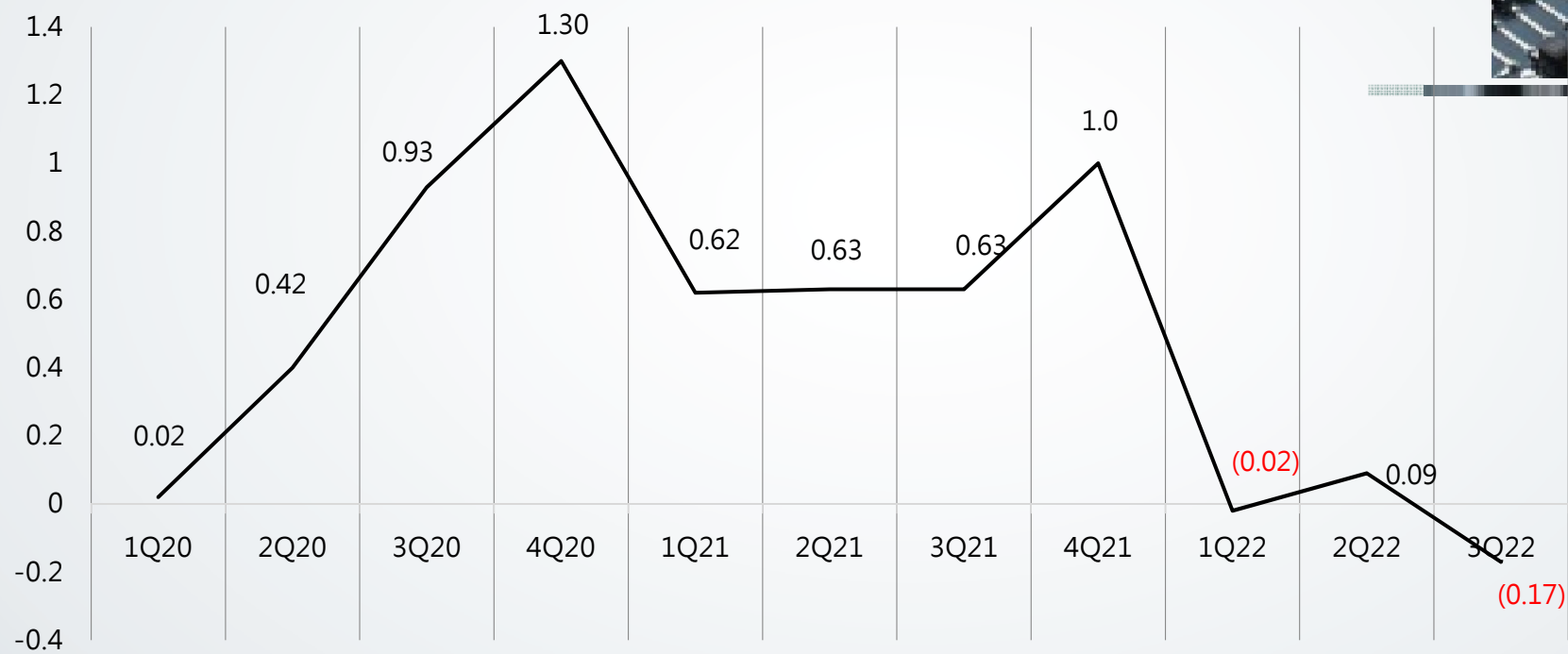
01 Combined Profit Indicators



01 / Earning Per Share

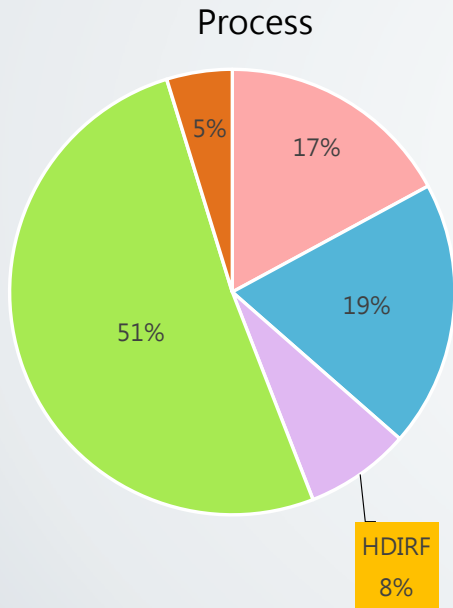


EPS (NT Dollars)



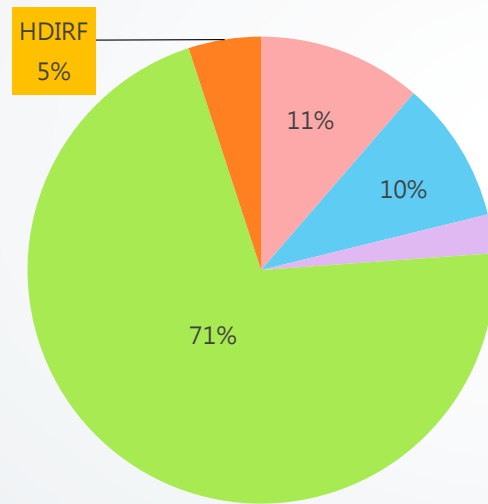
01 / Percentage on Different Layup Design of Product – Kunshan Factory

Percentage of Revenue in 2020 Based On Different Type of Production Process



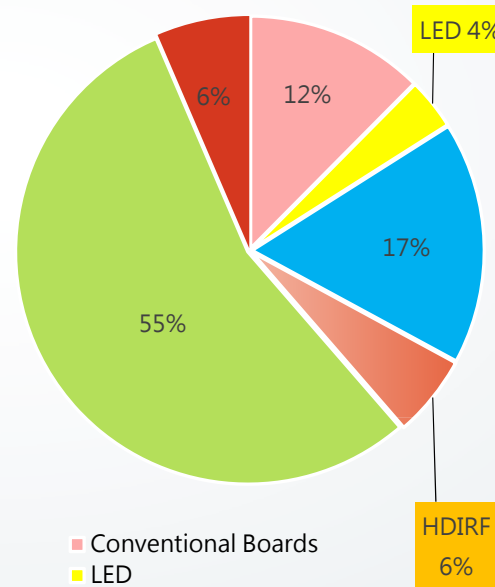
- Conventional Boards
- HDI w/ Laser Blind Vias
- HDI RF
- HDI w/ Laser Stacked Blind Vias

Percentage of Revenue in 1Q21 Based on Different Type of Production Process



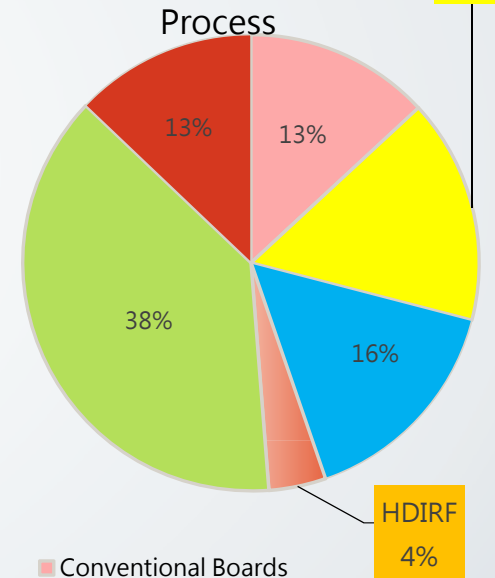
- Conventional Boards
- HDI w/ Laser Blind Vias
- HDI RF
- HDI w/ Laser Stacked Blind Vias
- HDI ELIC (Every Layer Inter-Connect)

Percentage of Revenue in 1Q22 Based on Different Type of Production Process



- Conventional Boards
- LED
- HDI w/ Blind Vias
- HDI RF
- HDI w/ Laser Stacked Blind Vias
- HDI ELIC (Every Layer Inter-Connect)

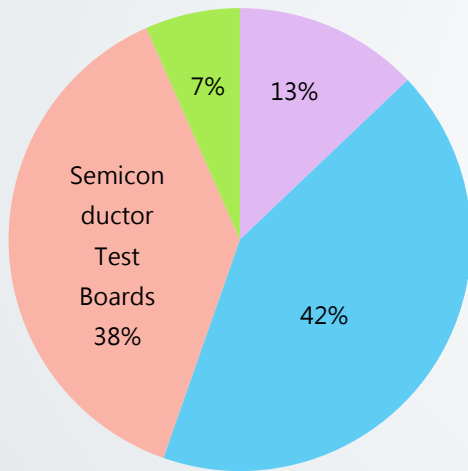
Percentage of Revenue in 3Q22 Based on Different Type of Production Process



- Conventional Boards
- LED
- HDI w/ Blind Vias
- HDI RF
- HDI w/ Laser Stacked Blind Vias
- HDI ELIC (Every Layer Inter-Connect)

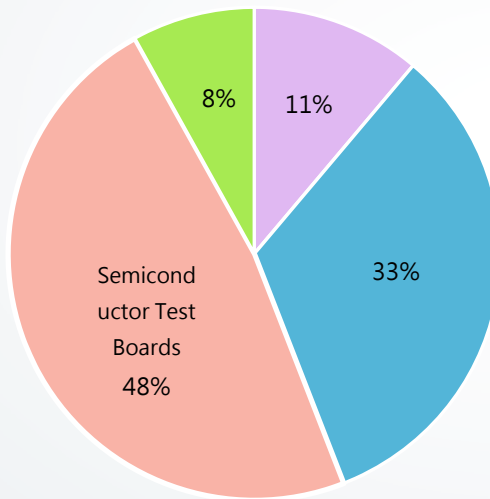
01 / Percentage on Different Volume of PCBs and Test Boards – Taiwan Factory

Percentage of Revenue in 2020 Based On Different Type of Production Process



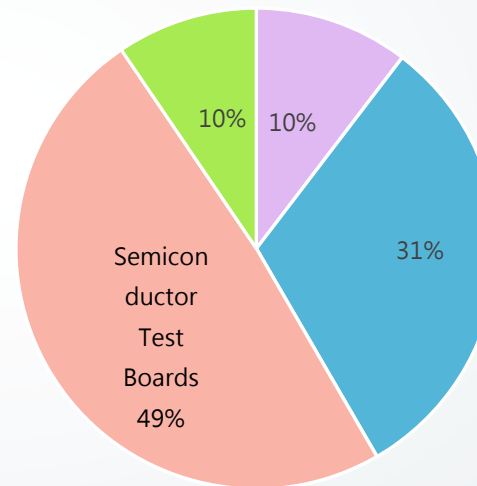
■ Samples
■ Mass Production
■ Semiconductor Test Boards
■ Commodity

Percentage of Revenue in 1Q21 Based on Different Type of Production Process



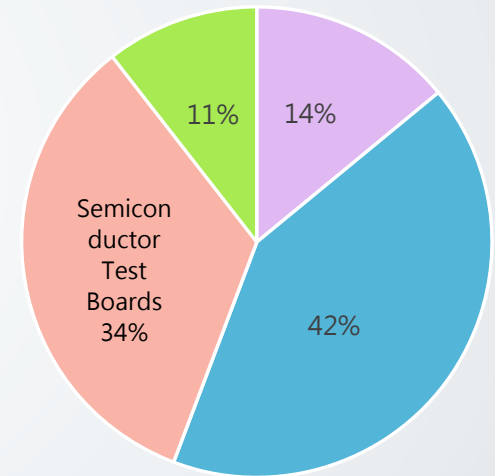
■ Samples
■ Mass Production
■ Semiconductor Test Boards
■ Commodity

Percentage of Revenue in 1Q22 Based on Different Type of Production Process




■ Samples
■ Mass Production
■ Semiconductor Test Boards
■ Commodity

Percentage of Revenue in 3Q22 Based on Different Type of Production Process



■ Samples
■ Mass Production
■ Semiconductor Test Boards
■ Commodity



02

Summary of Recent Important Events

02

Market Development

HDI (High-End Circuit Boards)-LED

Production Application: Mini LED, Micro LED

Current Status of Progress: Small-Scale Production

HDI (High-End Circuit Boards) – Substrates

Production Application: MCU, CSP, FCCSP

Current Status of Progress: Sample Stage



HDI (High-end Circuit Boards) : 5G Product(Communication Module 、IoT)

Production Application: 5G Cell Phones, 5G IoT Module, 5G V2X, High Speed Optical Communication Modules

Current Status of Progress : Still in Development for Mass Production

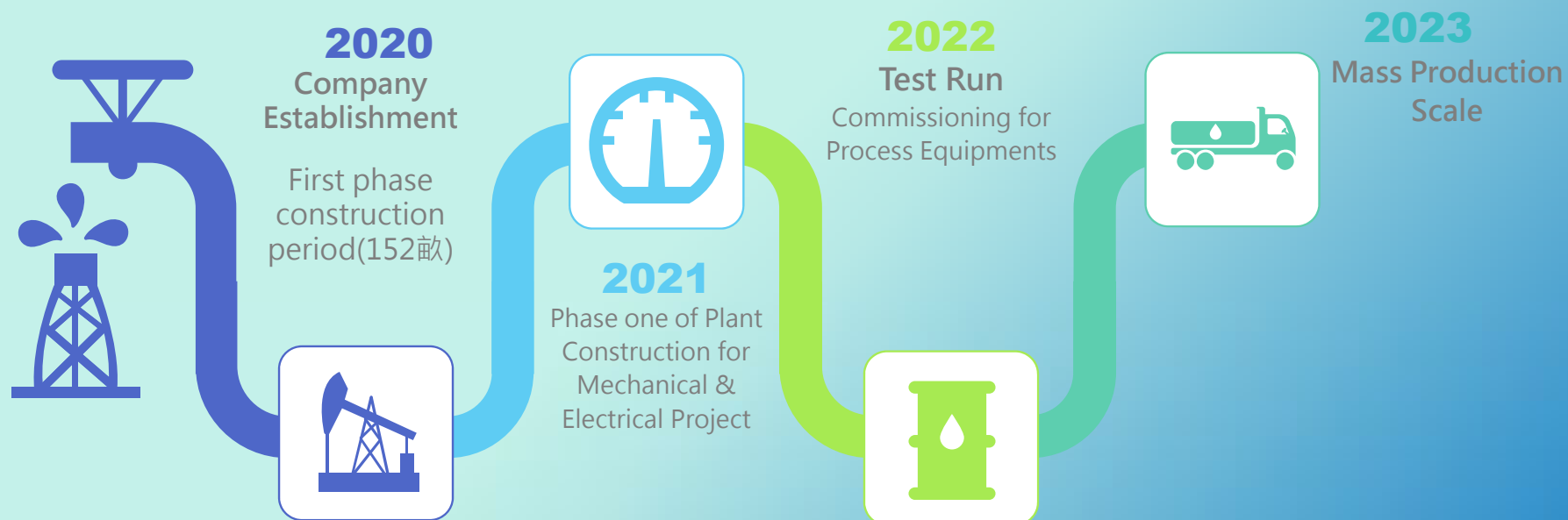
HDI Rigid-Flex Boards: Scanning Lens 、 WEBCAM Lens

Production Application: Head Phones, Watches, Wristbands, Smart Rings, AR/VR

Current Status of Progress: Still in Development for Mass Production

02

On-Stream Period of Nantong Plotech



Q & A