



**Plotech Co., Ltd.**

Institutional  
Investor  
Conference  
2021

1

## 2021 Business Operation Results of the Third Quarter

## Summary of Recent Important Events

2

CONTENTS

目錄




01  
2021

Business Operation Results of the Third Quarter

01

## Statement of Comprehensive Income

項目	1Q20	2Q20	3Q20	2020 Q1-Q3	1Q21	2Q21	3Q21	2021 Q1-Q3	QoQ	YoY
Net Revenue	600	789	929	2,318	910	972	938	2,820	-3.50%	21.7%
Gross Margin	13.5	19.8	22.5	19.2	22.3	21.9	21.6	22.0	-0.3ppts	2.8ppts
Operating Expenses	68	80	86	234	102	99	104	305	5.1%	30.3%
Operating Margin	2.2	9.5	13.2	9.1	11.2	11.7	10.6	11.2	-1.1ppts	2.1ppts
Non-Operating Items	-10	4	30	24	4	14	11	29	-21.4%	20.8%
Net Income After Tax	2.6	55	120	177.6	86	86	86	258	0%	45.3%
Net Profit Margin	0.4	7.0	12.9	7.6	9.5	8.8	9.2	9.1	0.4ppts	1.5ppts
EPS (NT Dollar)	0.02	0.42	0.93	1.37	0.62	0.63	0.63	1.88	0%	37.2%



Unit: NT\$ millions

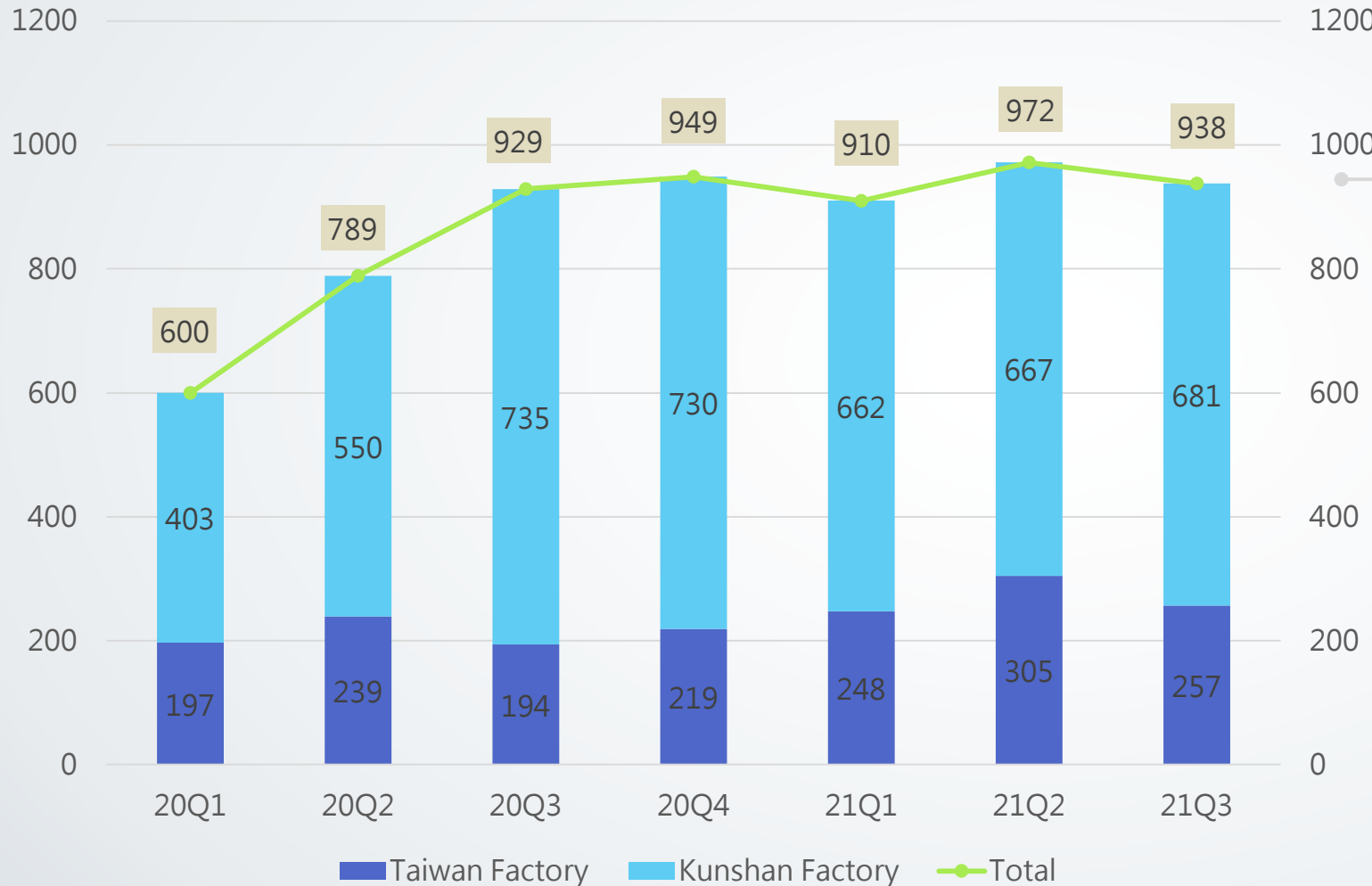
QoQ : Q3 vs Q2

YoY : (2021Q1~Q3) vs (2020Q1~Q3)



# 01 / Revenue Analysis

Unit: NT\$ millions



Revenue increased by 21.7% from Q1 to Q3 for Kunshan and Taiwan factories in 2021 compared with the same period in 2020.



## Kunshan Factory


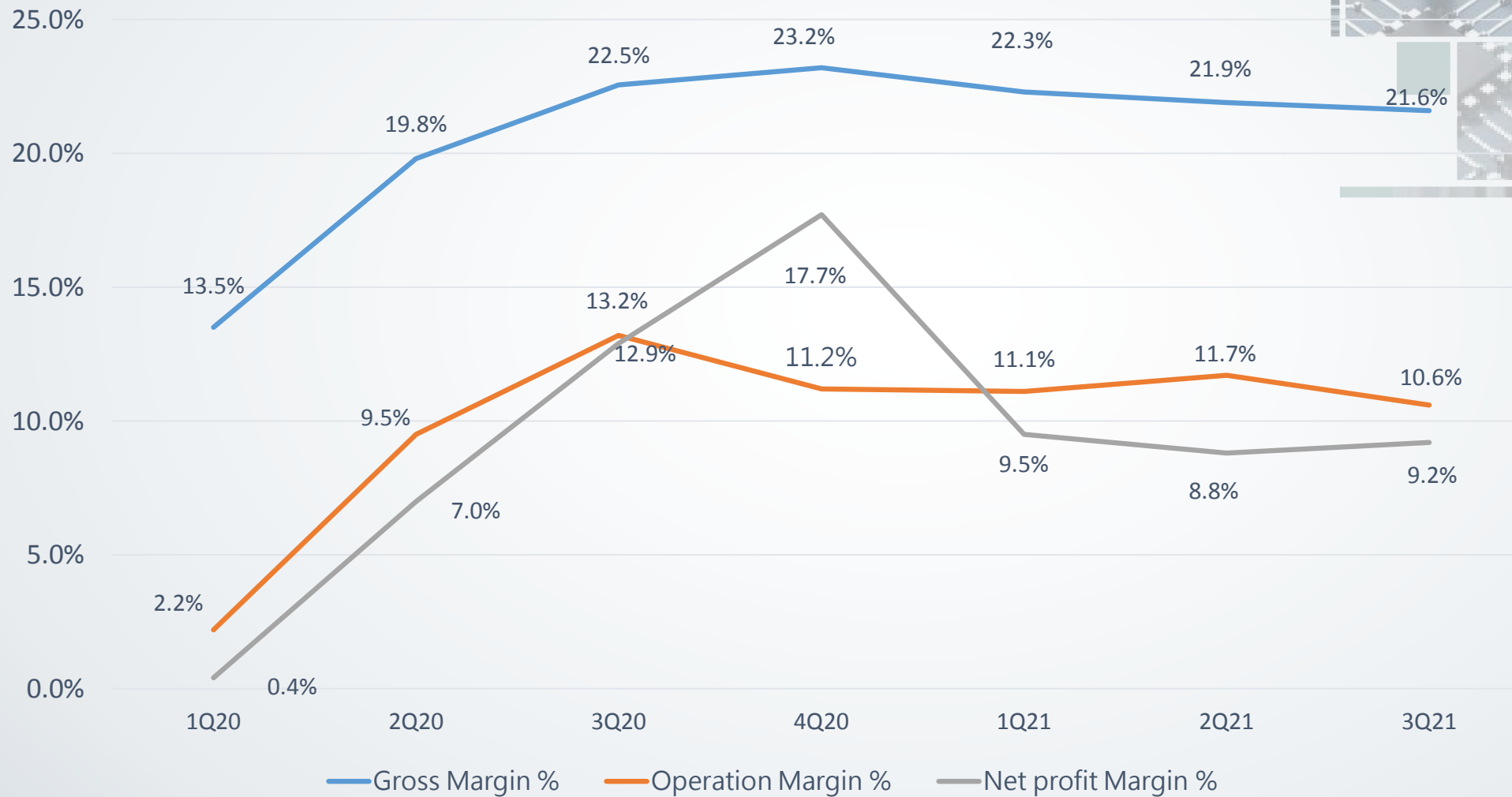
Affected by the pandemic in '20, revenue increased by 19.1% from Q1 to Q3 in 2021 compared with the same period in 2020.




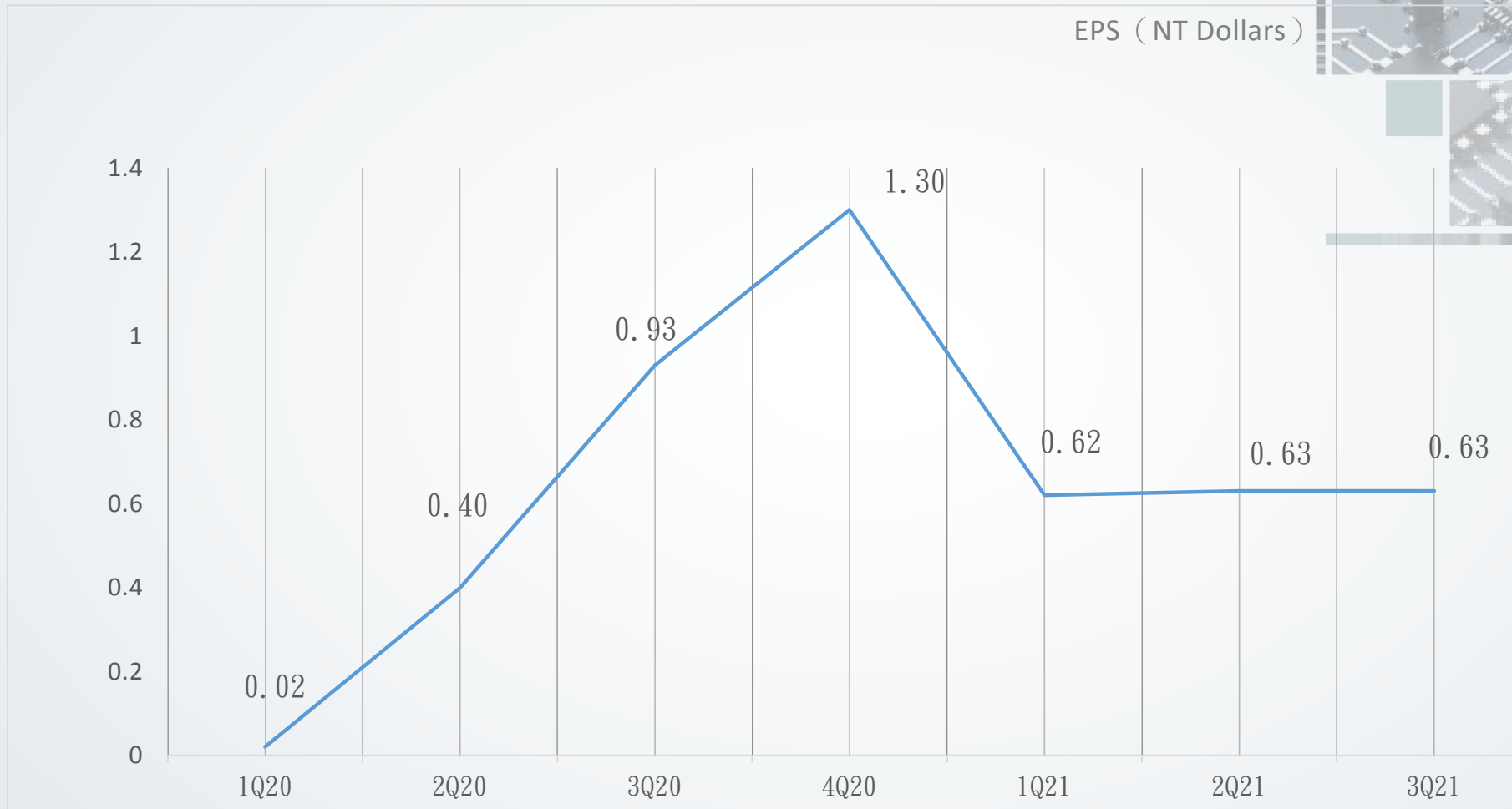
## Taiwan Factory

Revenue increased by 28.57% from Q1 to Q3 in 2021 compared with the same period in 2020.

# 01 Combined Profit Indicators

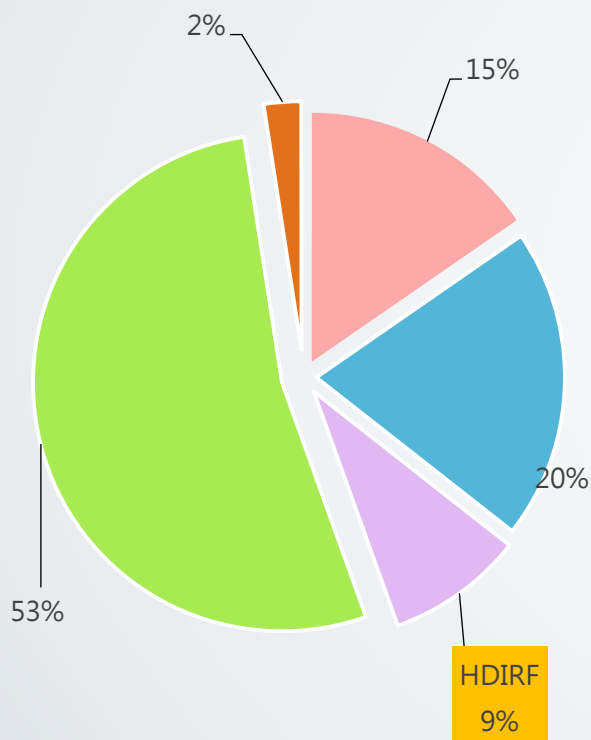


# 01 / Earning Per Share



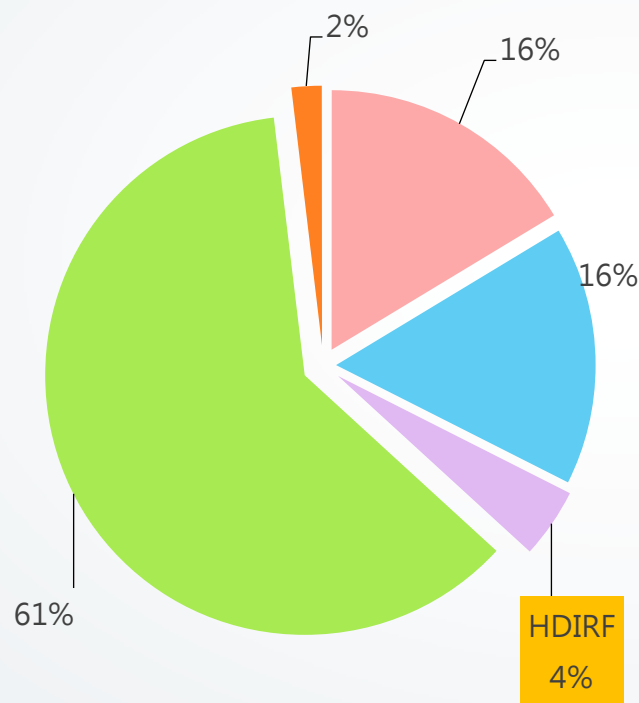
# 01 Percentage on Different Layup Design of Product – Kunshan Factory

Percentage of Revenue in 2020 Based On Different Type of Production Process



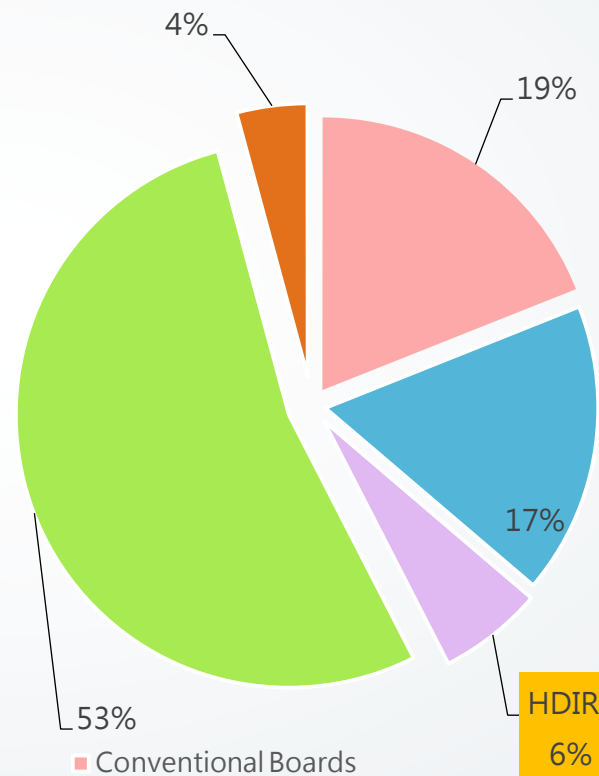
- Conventional Boards
- HDI (Laser Blind Vias)
- HDIRF
- HDI (Laser Blind Stacked Vias)
- HDI ELIC (Every Layer Inter-Connect)

Percentage of Revenue in 1Q21 Based on Different Type of Production Process



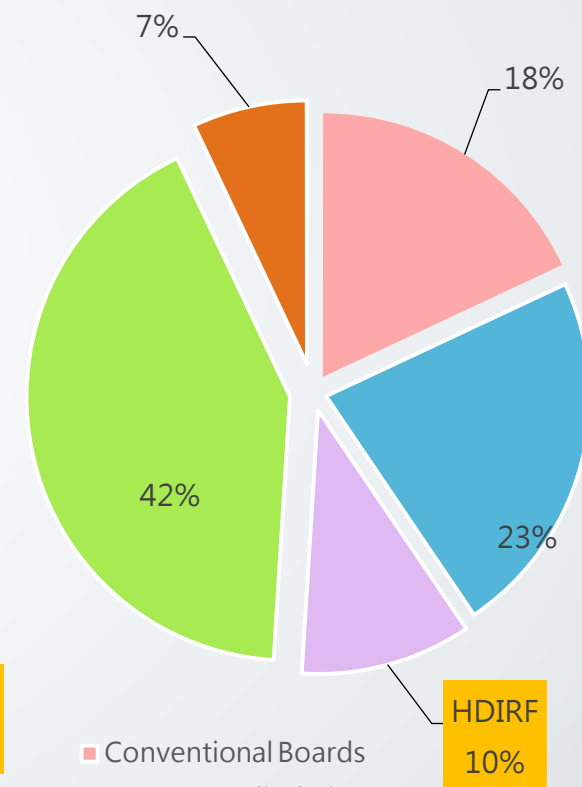
- Conventional Boards
- HDI (Laser Blind Vias)
- HDIRF
- HDI (Laser Blind Stacked Vias)
- HDI ELIC (Every Layer Inter-Connect)

Percentage of Revenue in 2Q21 Based on Different Type of Production Process



- Conventional Boards
- HDI (Laser Blind Vias)
- HDIRF
- HDI (Laser Blind Stacked Vias)
- HDI ELIC (Every Layer Inter-Connect)

Percentage of Revenue in 3Q21 Based on Different Type of Production Process

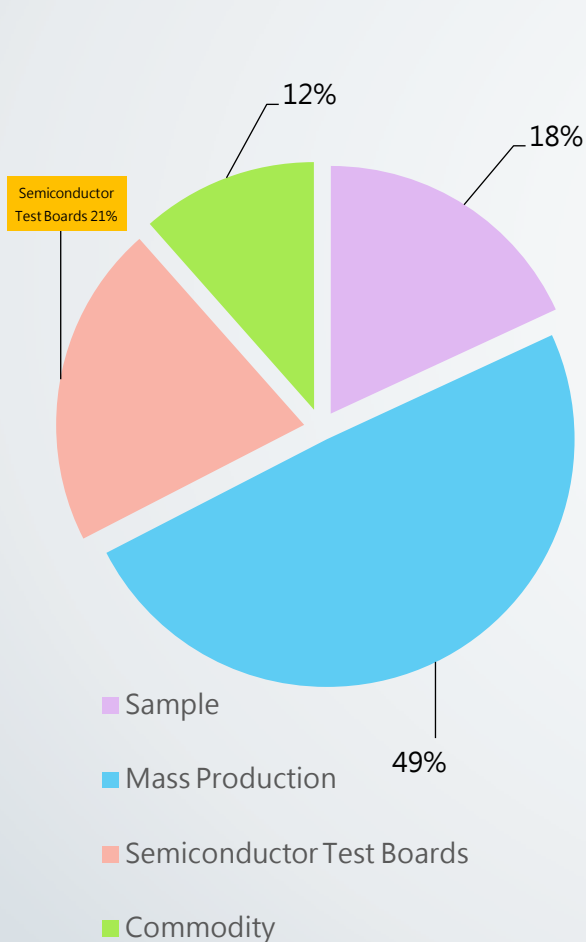


- Conventional Boards
- HDI (Laser Blind Vias)
- HDIRF
- HDI (Laser Blind Stacked Vias)
- HDI ELIC (Every Layer Inter-Connect)

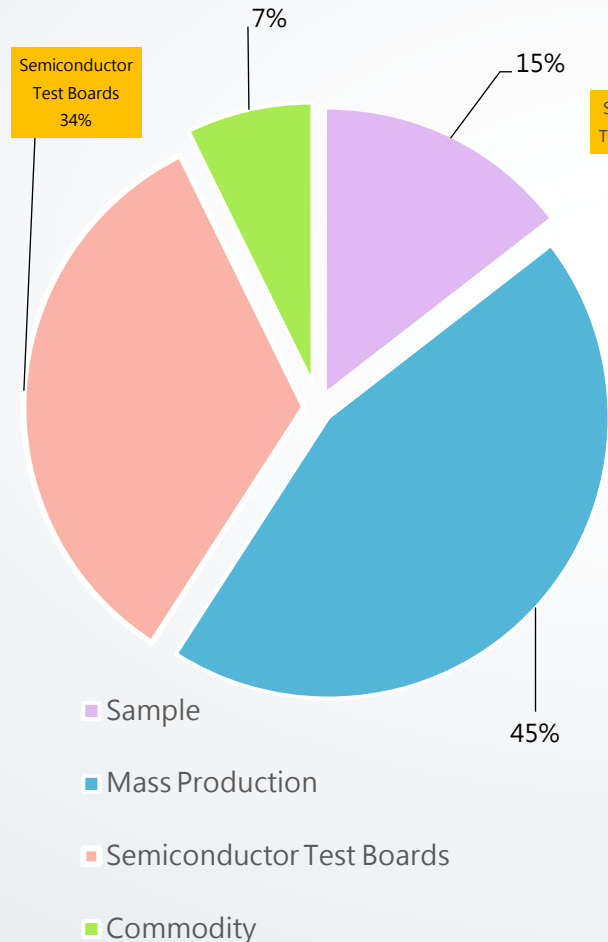


# 01 / Percentage on Different Volume of PCBs and Test Boards – Taiwan Factory

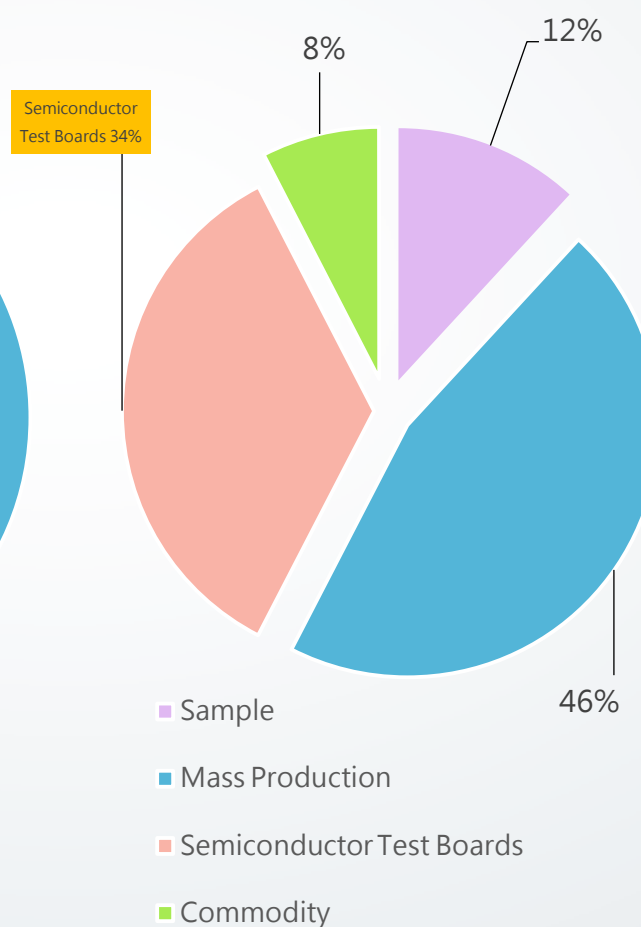
Percentage of Revenue in 2020 Based On Different Type of Production Process



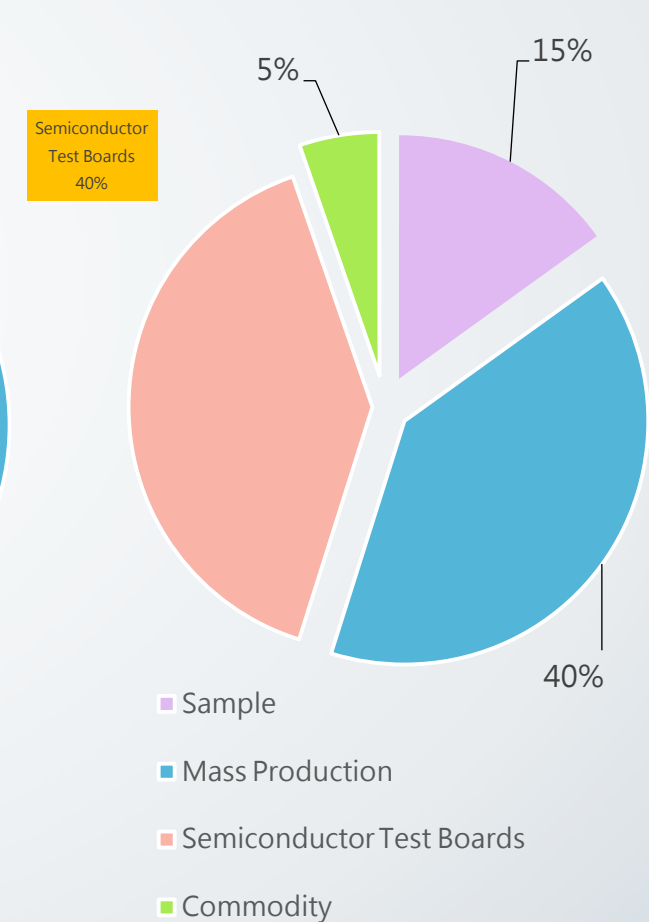
Percentage of Revenue in 1Q21 Based on Different Type of Production Process




Percentage of Revenue in 2Q21 Based on Different Type of Production Process



Percentage of Revenue in 3Q21 Based on Different Type of Production Process





# 02

## Summary of Recent Important Events

# Market Development

## HDI (Rigid Flex Boards) : Smart Headset 、 Smart Watch, etc.

Production Application: HDIRF-Bluetooth Earphone

Current Status of Progress: Samples have been sent for approval.

## HDI (High-end Circuit Boards) : Smart Consumer Electronics

Production Application: HDI-Phone-Watch、Xiaomi Notebook

Current Status of Progress: Audit Completed



## HDI (High-end Circuit Boards) : 5G Product(Communication Module 、 IOT)

Production Application: High-end HDI-5G Module

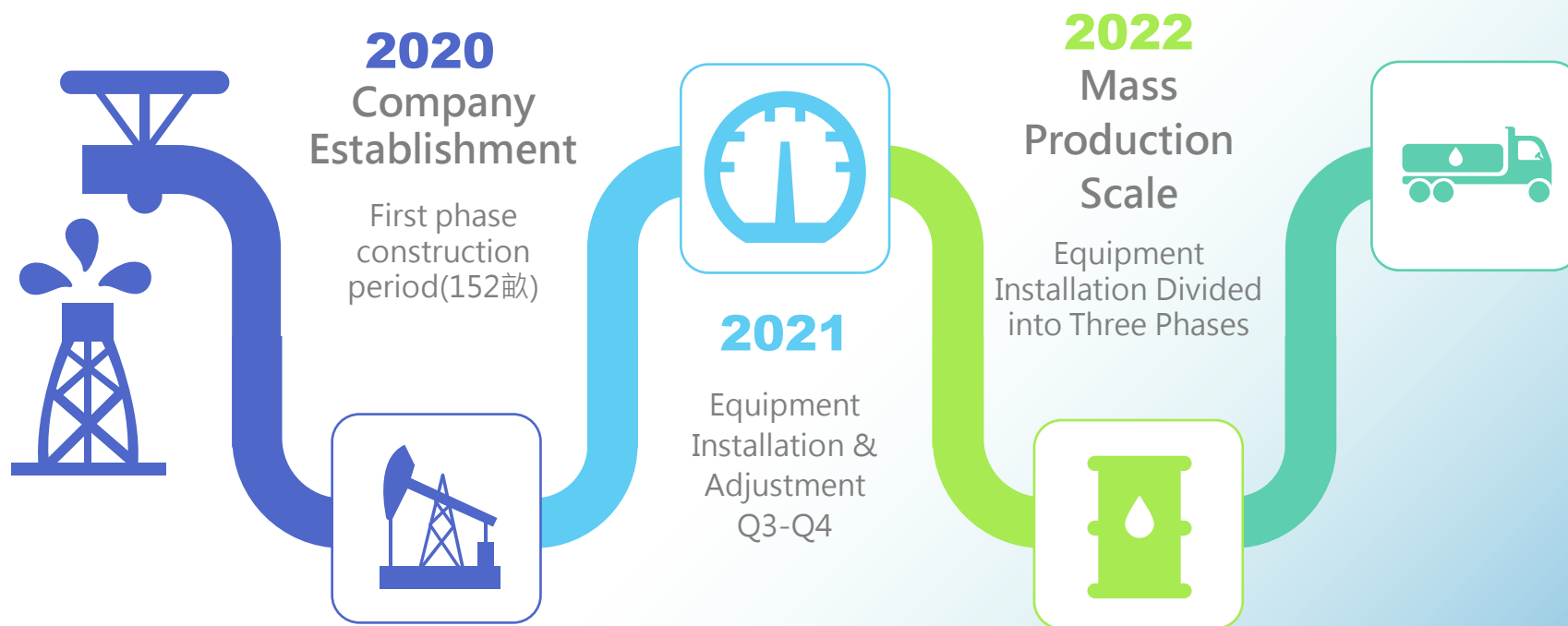
Current Status of Progress: Samples have been approved.

## HDI (High-end Circuit Boards)-LED

- Production Application: LED
- Current Status of Progress: Sampling Stage

02

## On-Stream Period of Nantong Plotech



Q & A

...